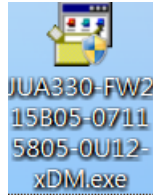
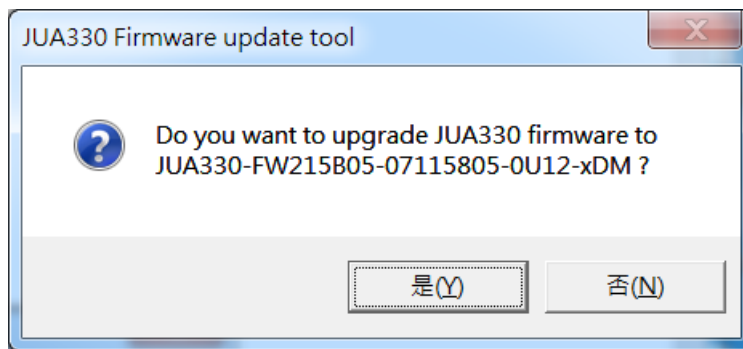


JUA330 Upgrade Process

1. Mark sure you connect your JUA330 with a host computer and
2. Turn on the power of JUA330
3. DON'T unplug during upgrading
4. Execute the FW upgrade tool.



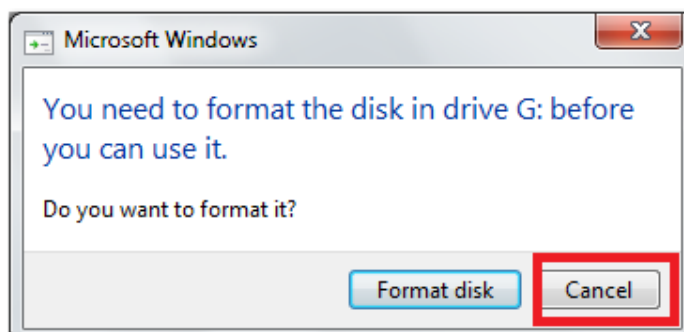
5. Press "Yes" to continue



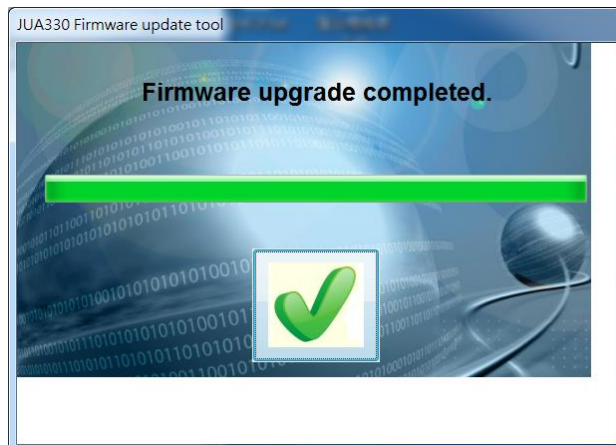
Waiting for few seconds



6. When you see this dialog , Press "Cancel"



7. Press the Check-Mark box to complete.



Trouble shooting

⊙ If these dialog appears, means your upgrade tool is not suited for your device

Please check the version is right.

If you used incorrect upgrade tool, the device might not work correctly, please visit

<http://www.j5create.com> to download the correct upgrade tool

